

Results from the

UmU 
Barometer

Spring 2021

In this report, we present results from the second wave of the UmU-Barometer. In addition to what we present here, these data will provide the basis for additional reports and scientific publications that in different ways shed light on the experiences and attitudes of university students.

The UmU-Barometer was first launched in Autumn 2020 and is administered by researchers at the Department of Sociology at Umeå University.

The purpose of the barometer is to increase knowledge about what students at Umeå University think about important issues during their time here. The survey focuses on attitudes about society, but it also contains questions about politics, the environment, the university as well as student experiences.

The UmU-Barometer is planned as a four-year project, which provides important opportunities to examine students' attitudes throughout their time as university students. Surveying the same individuals over time enables the analysis of attitudes at different stages of higher education, but also allows for the examination of reactions to societal-level events, such as a pandemic or political election.

The second wave of the UmU-Barometer was conducted in March-April 2021. When the survey closed, a total of 1624 students had participated.

In the pages that follow, we present some summary statistics from this first wave. Initially, we provide an overview of the demographic makeup of the sample by focusing on gender, age and faculty. We then present a number of figures illustrating your answers to key survey questions. Some of the figures also include answers from the first wave of the UmU-Barometer, and illustrate how attitudes have shifted over the course of the year, for example in relation to worry over Covid-19 and attitudes towards the Swedish strategy.

The next wave of the UmU-Barometer will be launched in Autumn 2021.

The team behind the UmU-Barometer

Mikael Hjerm
Professor och undersökningsansvarig
mikael.hjerm@umu.se

Maureen Eger
Docent
maureen.eger@umu.se

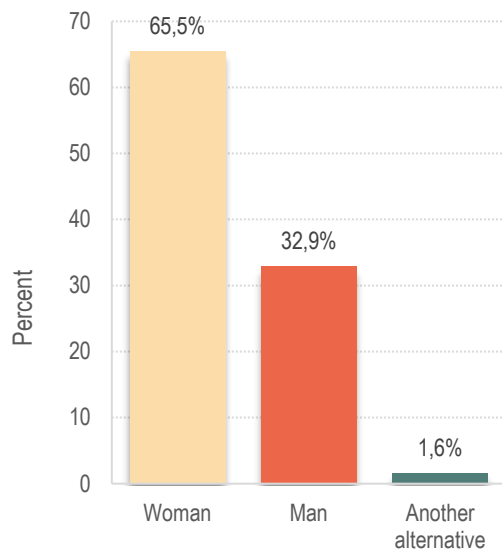
Andrea Bohman
Fil. Dr.
andrea.bohman@umu.se

Jeffrey Mitchell
Fil. Dr.
jeffrey.mitchell@umu.se

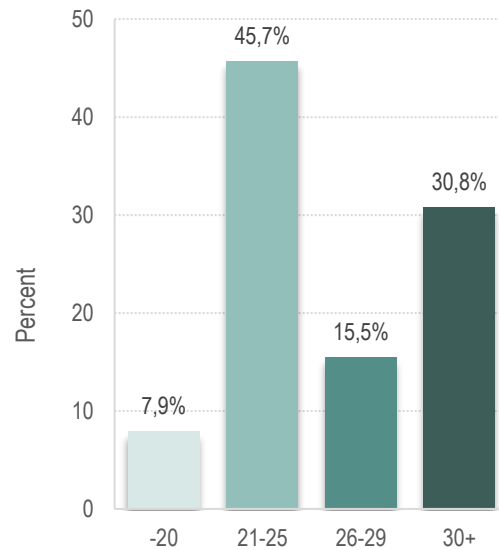
UmU-Barometer demographics, Spring 2021

Gender and Age

- ✓ A majority of the participants identify as women (65,5%).
- ✓ The largest share (45,7%) is between 21 and 25 years old.



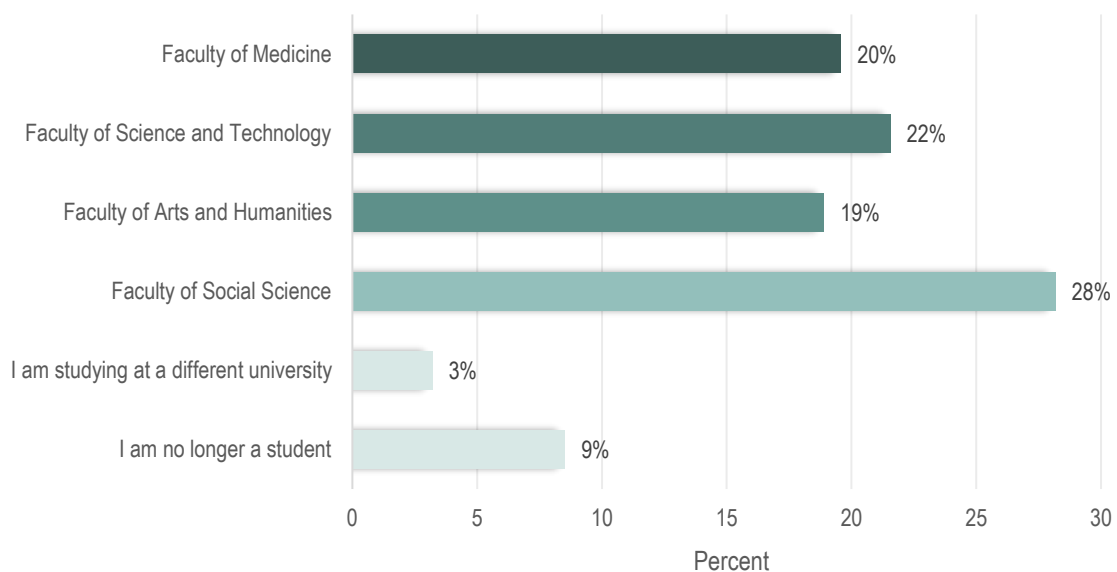
Survey question: How do you identify?



Survey question: What year were you born?

Education

- ✓ 28% of the participants study at the Faculty of Social Sciences.

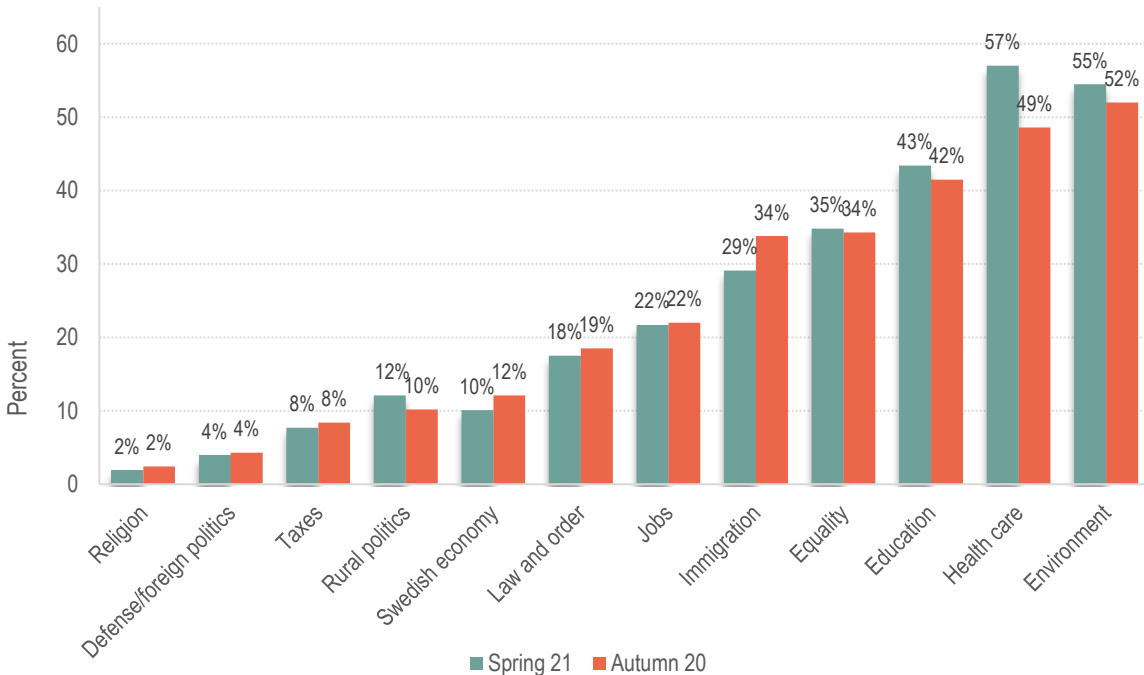


Survey question: At which faculty at Umeå University do you predominantly study?

Results from the UmU-Barometer

Important issues

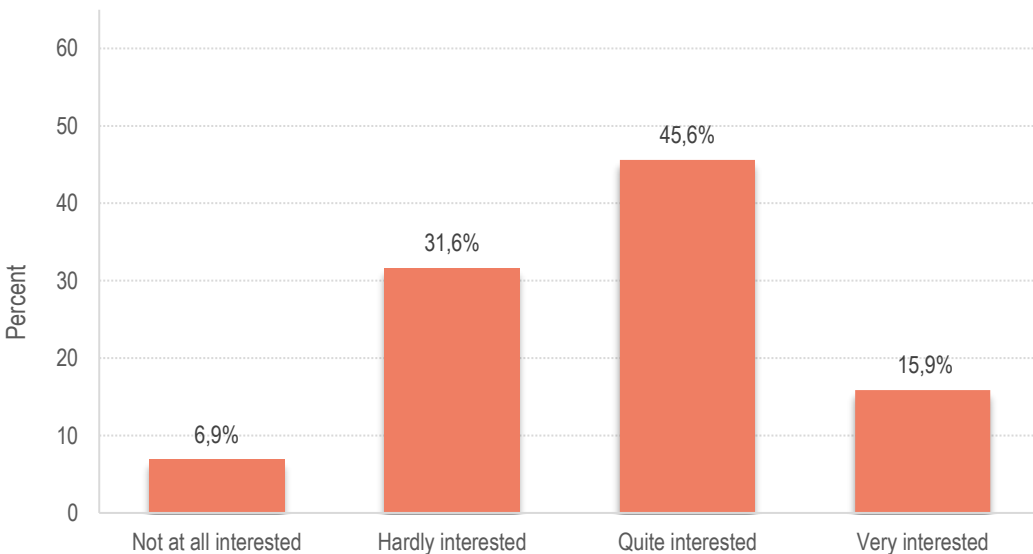
- ✓ A majority of the participants (57%) mentioned health care as one of the three most important issues in Sweden today.
- ✓ Compared to Autumn 2020, this represents an increase by 8%.



Survey question: What do you think are the most important issues or social problems in Sweden today? (Choose a maximum of 3 alternatives). The diagram displays the percent of people that mention this as one out of three choices.

Interest in politics

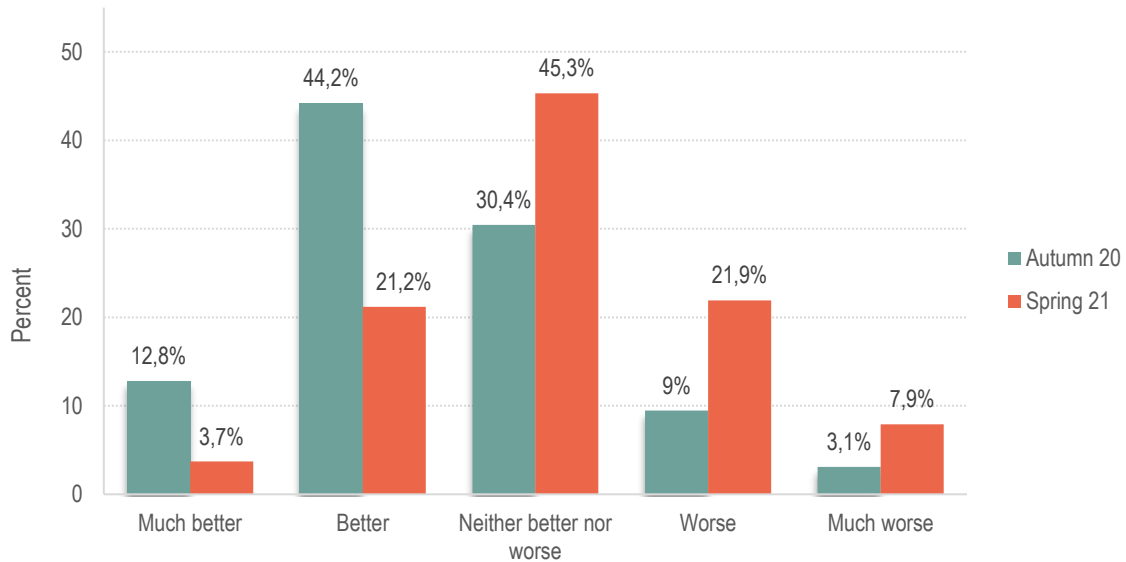
- ✓ The largest group (45,6%) is quite interested in politics.



Survey question: To what extent do you agree or disagree with the following statement? The government should take measures to reduce differences in income levels.

Sweden's corona strategy

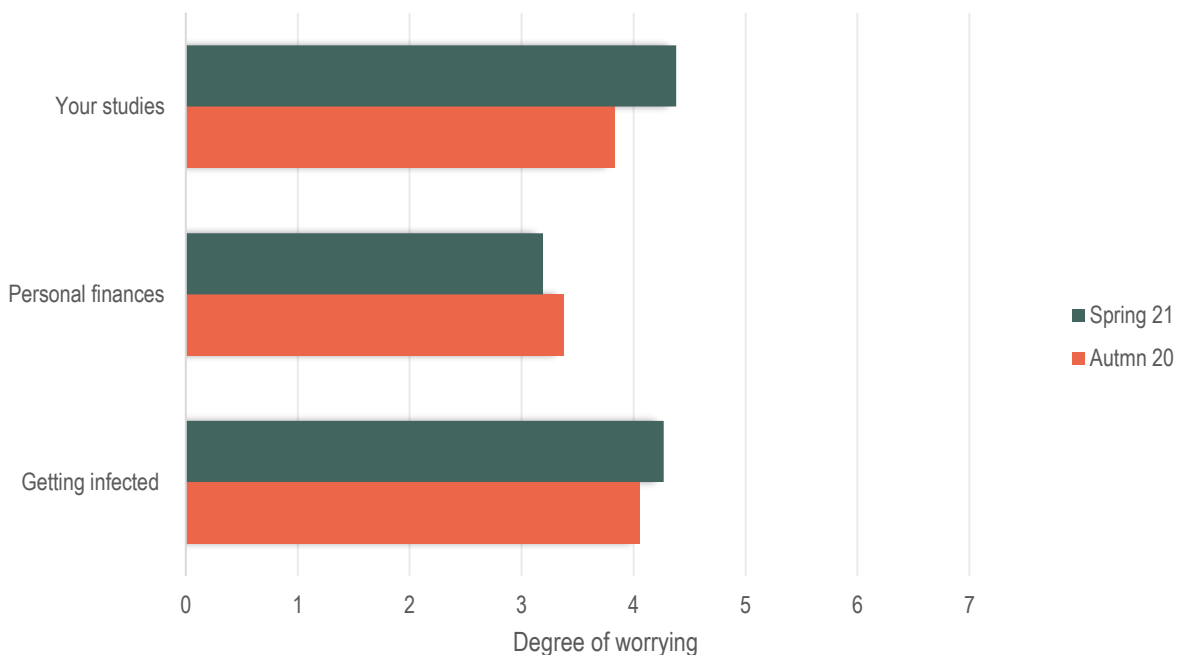
- ✓ 29,8% of participants consider Sweden's national corona strategy to be better or much better compared to the strategies of other countries.
- ✓ 24,9% consider it to be worse or much worse compared to the strategies of other countries.
- ✓ Overall, support for Sweden's national corona strategy has decreased since Autumn 2020



Survey question: On the whole, would you say that the Swedish strategy is better or worse than other countries' approaches?

Corona worry

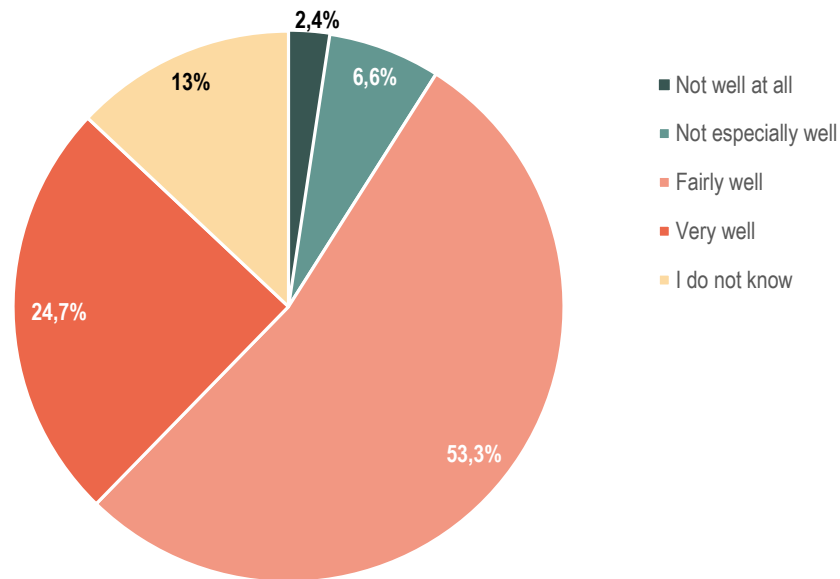
- ✓ On average, UmU students are more worried about being personally affected by the Corona pandemic spring 2021, compared to Autumn 2020.
- ✓ The main worry is getting infected.



Survey question: Thinking about the coronavirus pandemic, on a scale from 0 to 10, how worried are you about each of the following? (0-10, 0 = Not at all worried, 10 = Extremely worried).

UmU Strategy

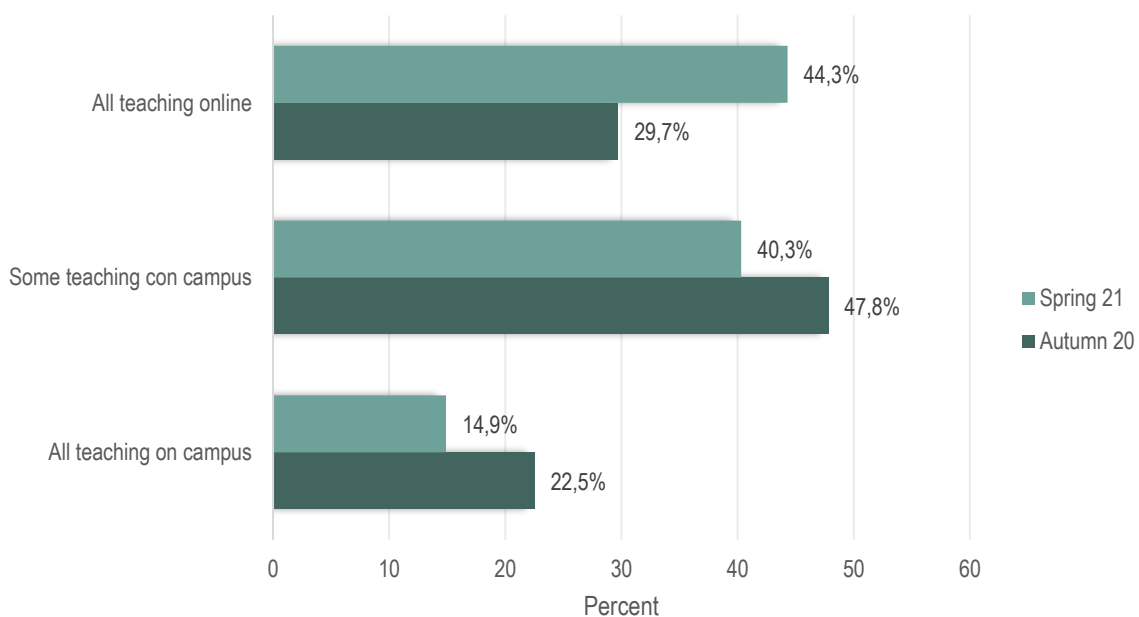
- ✓ The majority of UmU-Barometer participants (78%) believe that the university deals well or fairly well with the ongoing pandemic.



Survey question: How well do you think Umeå University is dealing with the ongoing pandemic?

Preferred teaching during Corona

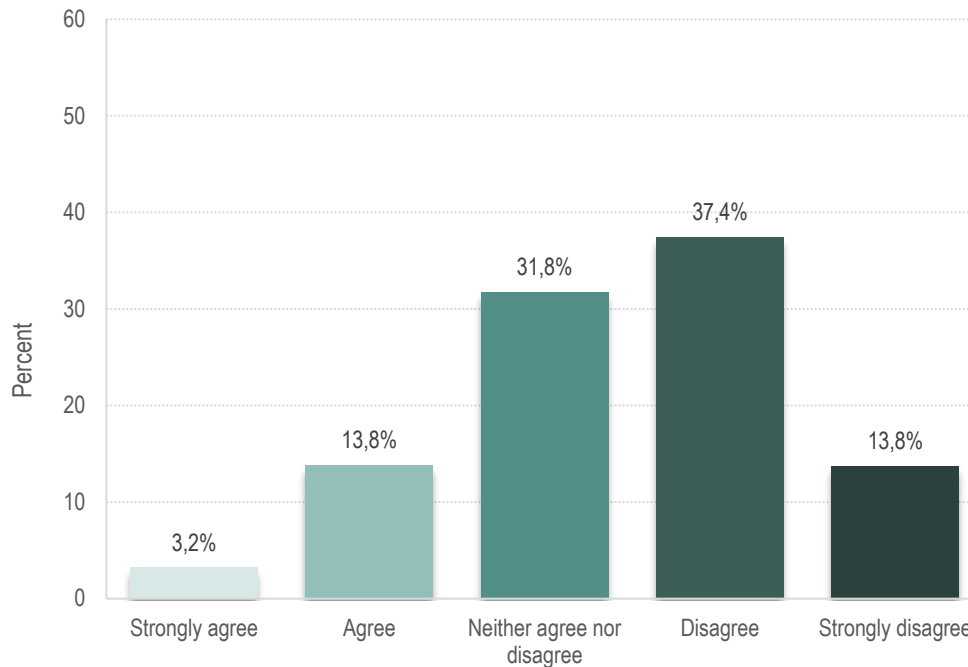
- ✓ By Spring 2021, the largest share of students (44,3%) preferred all teaching online.
- ✓ This represents an increase by 14,6% compared to Autumn 2020.
- ✓ 14,9% preferred all teaching on campus.



Survey question: If you could choose how teaching at the university is conducted right now, which of the following options would you prefer?

Education, degree of difficulty

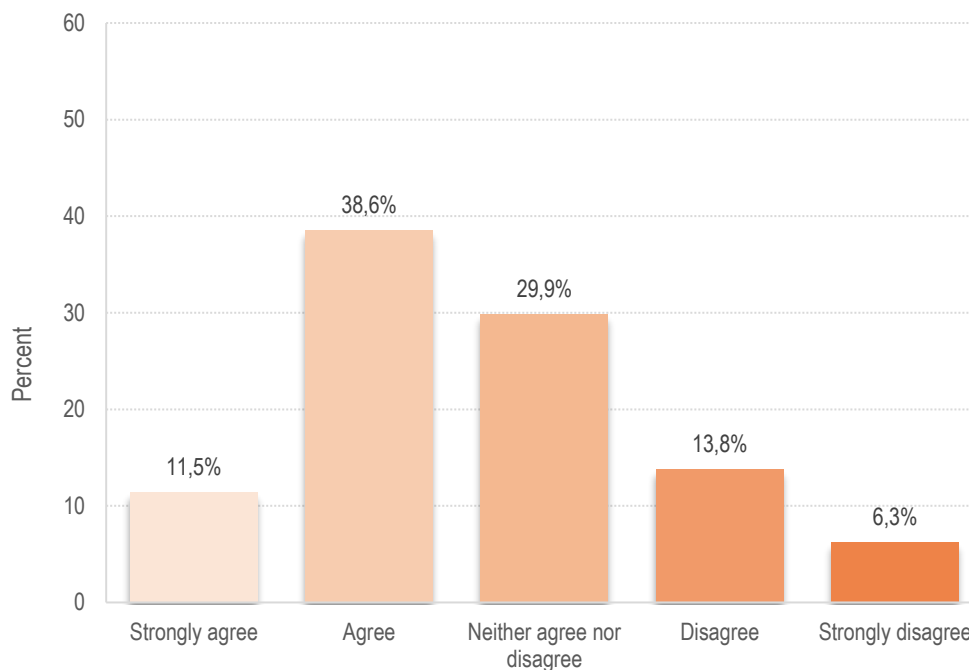
- ✓ Most students disagree (37,4%) or strongly disagree (13,8%) with the statement that the degree of difficulty is often too high.
- ✓ 13,8% agree and 3,2% strongly agree with the statement.



Survey question: To what extent do you agree or disagree with the following statements: The degree of difficulty in my classes is often too high.

Education, sense of community

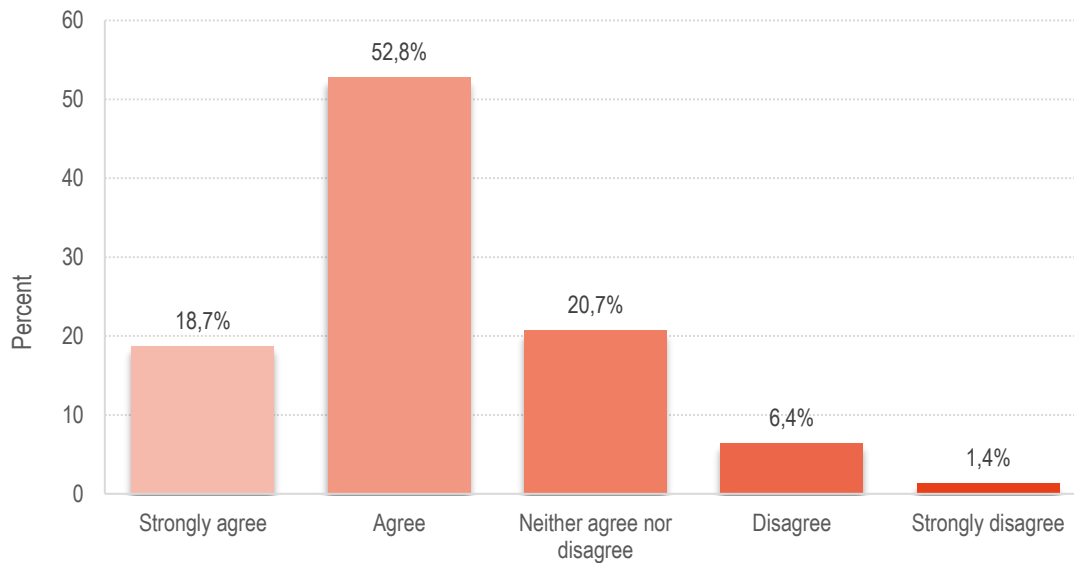
- ✓ Despite the predominance of online teaching, the largest share (38,6%) agrees with the statement that there is a good sense of community in their course/program.
- ✓ At the same time, 13,8% of the sample disagrees and 6,3% strongly disagrees with the statement.



Survey question: To what extent do you agree or disagree with the following statements: In my course/program, we have a good sense of community

Education, teacher engagement

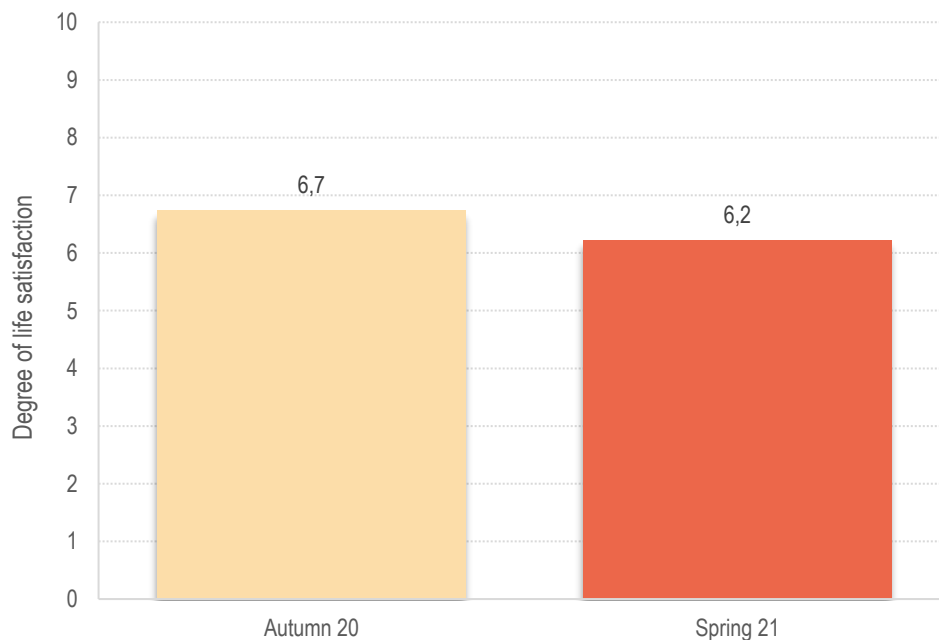
- ✓ The vast majority of the UmU-Barometer participants agree (52,8%) or strongly agree (18,7%) with the statement that teachers are engaged.



Survey question: To what extent do you agree or disagree with the following statements: My teachers are engaged

Life satisfaction

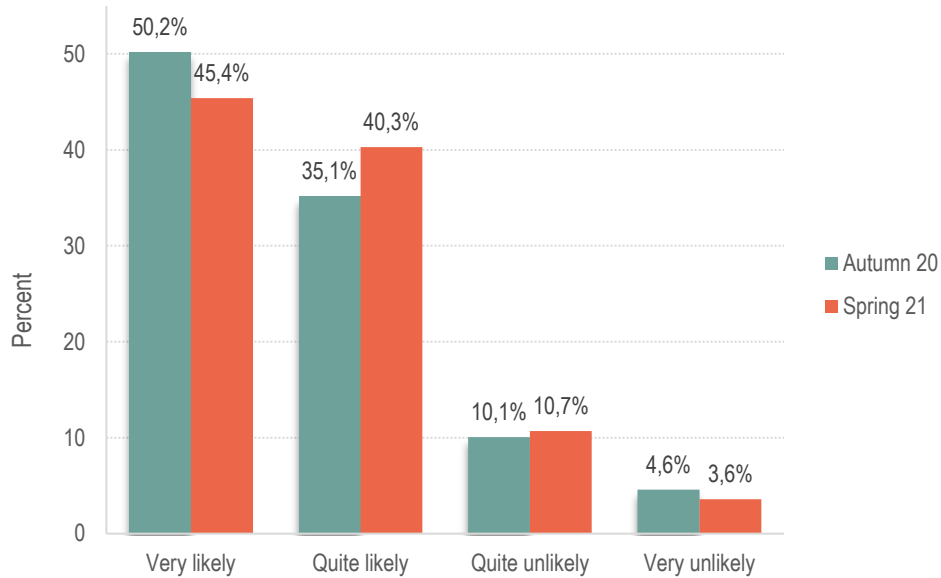
- ✓ On average, UmU-Barometer participants are slightly less satisfied with their life as a whole spring 2021, compared to Autumn 2020 (6,7 vs 6,2).



Survey question: All things considered, how satisfied are you with your life as a whole nowadays? (0-10, 0=Extremely dissatisfied, 10=Extremely satisfied).

The future

- ✓ A majority of the participants (85,7%) consider it very likely or quite likely that they will have a job that corresponds to their education one year after they finish their studies.
- ✓ In Spring 2021, a larger share considers it quite likely, compared to very likely in Autumn 2020, that they will have a job that corresponds to their education one year after they finish their studies.



Survey question: Imagine yourself one year after finishing your university education. How likely is it that you will have a job that corresponds to your education?